

**Soszyńska-Budny Joanna**

*Maritime University, Gdynia, Poland*

## **Reliability and risk evaluation of a container gantry crane at variable operation conditions**

### **Keywords**

reliability function, risk function, system operation processes

### **Abstract**

The joint model of the system operation process and the system multi-state reliability is applied to the reliability and risk evaluation of the container gantry crane. The container gantry crane is described and its operation process unknown parameters are identified on the basis of real statistical data. The mean values of the container gantry crane operation process unconditional sojourn times in particular operation states are found and applied to determining this process transient probabilities in these states. The container gantry crane different reliability structures in various its operation states are fixed and their conditional reliability functions on the basis of data coming from experts are approximately determined. Finally, after applying earlier estimated transient probabilities and system conditional reliability functions in particular operation states the unconditional reliability function, the mean values and standard deviations of the container gantry crane lifetimes in particular reliability states, risk function and the moment when the risk exceeds a critical value are found.

### **1. Introduction**

Most real technical systems are very complex and it is difficult to analyze their reliability, availability and safety. Large numbers of components and subsystems and their operating complexity cause that the identification, evaluation, prediction and optimization of their reliability, availability and safety are complicated. The complexity of the systems' operation processes and their influence on changing in time the systems' structures and their components' reliability characteristics are very often met in real practice.

Taking into account the importance of the safety and operating process effectiveness of such systems it seems reasonable to expand the two-state approach to multistate approach [1], [3], [6] in their reliability analysis. The assumption that the systems are composed of multistate components with reliability states degrading in time gives the possibility for more precise analysis of their reliability and operation processes' effectiveness. This assumption allows us to distinguish a system reliability critical state [3], [4], [6], [7] to exceed which is either dangerous for the environment or

does not assure the necessary level of its operation process effectiveness. Then, an important system reliability characteristic is the time to the moment of exceeding the system reliability critical state and its distribution, which is called the system risk function. This distribution is strictly related to the system multistate reliability function that is basic characteristics of the multi-state system.

The complexity of the systems' operation processes and these processes influence on changing in time the systems' structures and their components' reliability characteristics [4]-[7] is often very difficult to fix and to analyse. A convenient tool for solving this problem is semi-Markov [2] modelling of the systems operation processes which is proposed in the paper. Using the joint model of the system multi-state reliability and the system semi-Markov operation process [4], [6], [7] it is possible to point out the variability of system components reliability characteristics by introducing the components' conditional multi-state reliability functions determined by the system operation states. Consequently it is possible to find the system conditional reliability function dependent on the

operation states and next its unconditional reliability function.

This way the obtained results concerned with multi-state systems in its varying in time operation states can be applied to the reliability and risk evaluation of the container gantry crane.

## 2. Container gantry crane system analysis

We analyse the reliability of the container gantry crane that is operating at the container terminal placed at the seashore [5], [6]. The considered container terminal is engaged in trans-shipment of containers. The loading of containers is carried out by using the gantry cranes called Ship-To-Shore (STS).

We consider the STS container gantry crane that is composed of 5 basic subsystems  $S_1$ ,  $S_2$ ,  $S_3$ ,  $S_4$  and  $S_5$  having an essential influence on its reliability. Those subsystems are as follows:

- $S_1$  - the power supply subsystem,
- $S_2$  - the control and monitoring subsystem,
- $S_3$  - the arm getting up and getting down subsystem,
- $S_4$  - the transferring subsystem,
- $S_5$  - the loading and unloading subsystem.

The gantry crane power supply subsystem  $S_1$  consists of:

- a high voltage cable delivering the energy from the substation to the gantry crane  $E_1^{(1)}$ ,
- a drum allowing the cable unreeling during the crane transferring  $E_2^{(1)}$ ,
- an inner crane power supply cable  $E_3^{(1)}$ ,
- a device transmitting the energy from the high voltage cable to the inner crane cable  $E_4^{(1)}$ ,
- main and supporting voltage transformers  $E_5^{(1)}$ ,
- a low voltage power supply cable  $E_6^{(1)}$ ,
- relaying and protective electrical components  $E_7^{(1)}$ .

The gantry crane control and monitoring subsystem  $S_2$  consists of:

- a crane software controller precisely analyzing the situation and takes suitable actions in order to assure correct work of the crane  $E_1^{(2)}$ ,
- a measuring and diagnostic device sending signals about the crane state to the software controller  $E_2^{(2)}$ ,
- a transmitter of signals from the controller to elements executing the set of commands  $E_3^{(2)}$ ,
- devices carrying out the controller's orders (a permission to work, a blockade of work, etc.)  $E_4^{(2)}$ ,

- control panels (an engine room, an operator's cabin, a crane arm cabin)  $E_5^{(2)}$ ,

- control and steering cables' connections  $E_6^{(2)}$ .

The gantry crane arm getting up and getting down subsystem  $S_3$  consists of:

- a propulsion unit (an engine, a rope drum, a transmission gear, a clutch, breaks, a rope)  $E_1^{(3)}$ ,
- a set of rollers and multi-wheels  $E_2^{(3)}$ ,
- a crane arm (joints, hooks fastening the arm)  $E_3^{(3)}$ .

The gantry crane transferring subsystem  $S_4$  consists of:

- a driving unit (an engine, a clutch, breaks, a transmission gear, gantry crane wheels)  $E_1^{(4)}$ .

The gantry crane loading and unloading subsystem  $S_5$  consists of the winch unit  $E_1^{(5)}$  composed of:

- a propulsion unit (an engine, a clutch, breaks, a transmission gear, ropes),
  - a winch head (which a container grab is connected to),
  - a container's grab,
  - a container's grab stabilizing unit
- and the cart unit  $E_2^{(5)}$  composed of:
- a propulsion unit (an engine, a clutch, breaks, a transmission gear, cart wheels, ropes),
  - rails which cart is moving on during the operation,
  - a crane cart.

The subsystems  $S_1$ ,  $S_2$ ,  $S_3$ ,  $S_4$ ,  $S_5$  are forming a general series gantry crane reliability structure presented in *Figure 1*.



*Figure 1.* General scheme of gantry crane reliability structure

## 3. Container gantry crane operation process and its statistical identification and characteristics prediction

The container gantry crane reliability structure and the subsystems and components reliability depend on its changing in time operation states.

Taking into account expert opinions on the varying in time operation process of the considered container gantry crane we fix the number of the system operation process states  $\nu=6$  and we distinguish the following as its six operation states:

- an operation state  $z_1$  – the crane standby with the power supply on and the control system off,

- an operation state  $z_2$  – the crane prepared either to starting or finishing the work with the crane arm angle position of  $90^\circ$ ,
- an operation state  $z_3$  – the crane prepared either to starting or finishing the work with the crane arm angle position of  $0^\circ$ ,
- an operation state  $z_4$  – the crane transferring either to or from the loading and unloading area with the crane arm angle position of  $90^\circ$ ,
- an operation state  $z_5$  – the crane transferring either to or from the loading and unloading area with the crane arm angle position of  $0^\circ$ ,
- an operation state  $z_6$  – the containers' loading and unloading with the crane arm angle position of  $0^\circ$ .

Moreover, we fix that there are possible the transitions between all system operation states.

To identify all parameters of the container gantry crane operation process the statistical data about this process was needed. All statistical data are collected in [5]. On the basis of statistical data from [5] the following matrix

$$[p_{bl}] = \begin{bmatrix} 0 & 0.648 & 0.336 & 0.008 & 0 & 0.008 \\ 0.525 & 0 & 0.373 & 0.093 & 0 & 0.009 \\ 0.105 & 0.111 & 0 & 0 & 0.118 & 0.666 \\ 0.417 & 0.583 & 0 & 0 & 0 & 0 \\ 0.005 & 0 & 0.220 & 0 & 0 & 0.775 \\ 0.012 & 0 & 0.628 & 0 & 0.360 & 0 \end{bmatrix},$$

of the probabilities  $p_{bl}$ ,  $b, l = 1, 2, \dots, 6$ , of the container gantry crane operation process transitions from the operation state  $z_b$  to the operation state  $z_l$  has been fixed.

Moreover, on the basis of statistical data from [5], using the procedure given in [4], [6] we verify the hypotheses on the distributions of the system conditional sojourn times  $\theta_{bl}$ ,  $b, l = 1, 2, \dots, 6$ ,  $b \neq l$ , (where the realizations are more than 30) at the particular operation states and we have the following results:

- the conditional sojourn time  $\theta_{12}$  has a chimney distribution with the density function

$$h_{12}(t) = \begin{cases} 0, & t < 0 \\ 0.097 \cdot 0.448t^{0.448-1} \exp[-0.097t^{0.448}], & t \geq 0. \end{cases}$$

- the conditional sojourn time  $\theta_{13}$  has a chimney distribution with the density function

$$h_{13}(t) = \begin{cases} 0, & t < 0 \\ 0.0218, & 0 \leq t < 39 \\ 0.00076, & 39 \leq t < 234 \\ 0, & t \geq 234. \end{cases}$$

- the conditional sojourn time  $\theta_{21}$  has a chimney distribution with the density function

$$h_{21}(t) = \begin{cases} 0, & t < 0 \\ 0.066923, & 0 \leq t < 13 \\ 0.003769, & 13 \leq t < 104 \\ 0, & t \geq 104. \end{cases}$$

- the conditional sojourn time  $\theta_{23}$  has a chimney distribution with the density function

$$h_{23}(t) = \begin{cases} 0, & t < 0 \\ 0.09253, & 0 \leq t < 9.33 \\ 0.002436, & 9.33 \leq t < 65.33 \\ 0, & t \geq 65.33, \end{cases}$$

- the conditional sojourn time  $\theta_{31}$  has an exponential distribution with the density function

$$h_{31}(t) = \begin{cases} 0, & t < 0 \\ 0.182 \exp[-0.182t], & t \geq 0, \end{cases}$$

- the conditional sojourn time  $\theta_{32}$  has a chimney distribution with the density function

$$h_{32}(t) = \begin{cases} 0, & t < 0 \\ 0.20677, & 0 \leq t < 3.8 \\ 0.011278, & 3.8 \leq t < 22.8 \\ 0, & t \geq 22.8, \end{cases}$$

- the conditional sojourn time  $\theta_{35}$  has an exponential distribution with the density function

$$h_{35}(t) = \begin{cases} 0, & t < 0 \\ 0.147 \exp[-0.147t], & t \geq 0, \end{cases}$$

- the conditional sojourn time  $\theta_{36}$  has a chimney distribution with the density function

$$h_{36}(t) = \begin{cases} 0, & t < 0 \\ 0.099, & 0 \leq t < 7 \\ 0.0148081, & 7 \leq t < 112 \\ 0, & t \geq 112, \end{cases}$$

- the conditional sojourn time  $\theta_{53}$  has a chimney distribution with the density function

$$h_{53}(t) = \begin{cases} 0, & t < 0.3 \\ 0.25510, & 0.3 \leq t < 3.1 \\ 0.05102, & 3.1 \leq t < 8.7 \\ 0, & t \geq 8.7, \end{cases}$$

- the conditional sojourn time  $\theta_{56}$  has a chimney distribution with the density function

$$h_{56}(t) = \begin{cases} 0, & t < 0 \\ 0.02610, & 0 \leq t < 37.27 \\ 0.00000659, & 37.27 \leq t < 447.27 \\ 0, & t \geq 447.27, \end{cases}$$

- the conditional sojourn time  $\theta_{63}$  has Weibull's distribution with the density function

$$h_{63}(t) = \begin{cases} 0, & t < 0 \\ 0.061 \cdot 0.904t^{0.904-1} \exp[-0.061t^{0.904}], & t \geq 0, \end{cases}$$

- the conditional sojourn time  $\theta_{65}$  has Weibull's distribution with the density function

$$h_{65}(t) = \begin{cases} 0, & t < 0 \\ 0.081 \cdot 0.854t^{0.854-1} \exp[-0.081t^{0.854}], & t \geq 0. \end{cases}$$

For the above distributions the mean values  $M_{bl} = E[\theta_{bl}]$ ,  $b, l = 1, 2, \dots, 6$ ,  $b \neq l$ , of the container gantry crane operation process conditional sojourn times at the particular operation states according to (2.13)-(2.19)[6] are as follows:

$$M_{12} = 456.98, M_{13} = 36.86, M_{21} = 7.89,$$

$$M_{23} = 9.12, M_{31} = 5.50, M_{32} = 4.34,$$

$$M_{35} = 6.82, M_{36} = 7.86, M_{53} = 2.90,$$

$$M_{56} = 24.68, M_{63} = 23.12, M_{65} = 20.51. \quad (1)$$

In the remaining cases, when the numbers of realizations of the sojourn times are less than 30 and the distributions can not be identified, using formula (4.7) [6], it is possible to find the approximate empirical values of the mean values  $M_{bl} = E[\theta_{bl}]$  of the conditional sojourn times at the particular operation states that are as follow:

$$M_{14} = 50, M_{16} = 3, M_{24} = 1.55, M_{26} = 16,$$

$$M_{41} = 2, M_{42} = 2.14, M_{51} = 10, M_{61} = 22.60. \quad (2)$$

After considering the results (1)-(2) and applying the formula (2.21) from [6], the unconditional mean sojourn times of the container gantry crane operation process at the particular operation states are given by:

$$M_1 = E[\theta_1] = 0.648 \cdot 456.98 + 0.336 \cdot 36.86$$

$$+ 0.008 \cdot 50 + 0.008 \cdot 3 \cong 308.93,$$

$$M_2 = E[\theta_2] = 0.525 \cdot 7.89 + 0.373 \cdot 9.12$$

$$+ 0.093 \cdot 1.55 + 0.009 \cdot 16 \cong 7.83,$$

$$M_3 = E[\theta_3] = 0.105 \cdot 5.50 + 0.111 \cdot 4.34$$

$$+ 0.118 \cdot 6.82 + 0.666 \cdot 7.86 \cong 7.09,$$

$$M_4 = E[\theta_4] = 0.417 \cdot 2 + 0.583 \cdot 2.14 \cong 2.08,$$

$$M_5 = E[\theta_5] = 0.005 \cdot 10 + 0.220 \cdot 2.90$$

$$+ 0.775 \cdot 24.68 \cong 19.82,$$

$$M_6 = E[\theta_6] = 0.012 \cdot 22.60 + 0.628 \cdot 23.12$$

$$+ 0.360 \cdot 20.51 \cong 22.17.$$

Since, according to (2.23) [6], from the system of equations

$$\begin{cases} [\pi_1, \pi_2, \pi_3, \pi_4, \pi_5, \pi_6] = [\pi_1, \pi_2, \pi_3, \pi_4, \pi_5, \pi_6] [p_{bl}]_{6 \times 6} \\ \pi_1 + \pi_2 + \pi_3 + \pi_4 + \pi_5 + \pi_6 = 1, \end{cases}$$

we get

$$\pi_1 = 0.0951, \pi_2 = 0.1020, \pi_3 = 0.3100,$$

$$\pi_4 = 0.0102, \pi_5 = 0.1547, \pi_6 = 0.3280.$$

Then, the limit values of the transient probabilities  $p_b(t)$  of the gantry crane operation process at the operation states  $z_b$ , according to (2.22), are given by

$$\begin{aligned} p_1 &= 0.6874, & p_2 &= 0.0187, & p_3 &= 0.0515, \\ p_4 &= 0.0005, & p_5 &= 0.0717, & p_6 &= 0.1702. \end{aligned} \quad (3)$$

#### 4. Container gantry crane in variable operation condition reliability and risk evaluation

After discussion with experts, taking into account the effectiveness of the operation of the container gantry crane, we fix that the system and its components have four reliability states 0, 1, 2, 3, i.e.  $z = 3$ . And consequently, at all operation states  $z_b$ ,  $b = 1, 2, \dots, 6$ , we distinguish the following reliability states of the system and its components:

- a reliability state 3 – the gantry operation is fully effective,
- a reliability state 2 – the gantry operation is less effective because of ageing,
- a reliability state 1 – the gantry operation is less effective because of ageing and more dangerous,
- a reliability state 0 – the gantry is destroyed.

We assume that there are possible the transitions between the components reliability states only from better to worse ones and we fix that the system and components critical reliability state is  $r = 2$ .

Consequently, we assume that the gantry crane subsystems  $S_v$ ,  $v = 1, 2, \dots, 5$  are composed of four-state components, i.e.  $z = 3$ , with the multi-state reliability functions

$$\begin{aligned} [R_i^{(v)}(t, \cdot)]^{(b)} &= [1, [R_i^{(v)}(t, 1)]^{(b)}, [R_i^{(v)}(t, 2)]^{(b)}, [R_i^{(v)}(t, 3)]^{(b)}], \\ b &= 1, 2, \dots, 6, \end{aligned}$$

with exponential co-ordinates  $[R_i^{(v)}(t, 1)]^{(b)}$ ,  $[R_i^{(v)}(t, 2)]^{(b)}$ ,  $[R_i^{(v)}(t, 3)]^{(b)}$  different in various operation states  $z_b$ ,  $b = 1, 2, \dots, 6$ .

In [5], on the basis of expert opinions, the reliability functions of the gantry crane components in different operation states are approximately determined. We will use them in our further system reliability analysis and evaluation.

At the system operation state  $z_1$ , the container gantry crane is composed of the subsystem  $S_1$  which is a series system composed of

$n = 7$  components  $E_i^{(1)}$ ,  $i = 1, 2, \dots, 7$  (subsystems) with the structure showed in Figure 2.

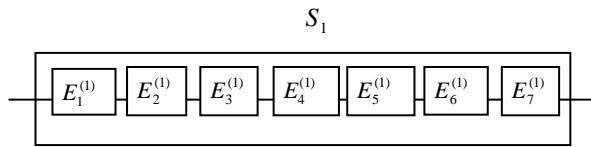


Figure 2. The scheme of the container gantry crane at operation state  $z_1$

Thus, at the system operation state  $z_1$ , the container gantry crane is identical with subsystem  $S_1$ , that is a four-state series system with its structure shape parameter  $n = 7$  and according to (1.22)-(1.23) [6], its four-state reliability function is given by the vector

$$[\mathbf{R}(t, \cdot)]^{(1)} = [1, [\mathbf{R}(t, 1)]^{(1)}, [\mathbf{R}(t, 2)]^{(1)}, [\mathbf{R}(t, 3)]^{(1)}], \quad t \geq 0,$$

with the coordinates

$$\begin{aligned} [\mathbf{R}(t, 1)]^{(1)} &= \exp[-0.020t] \exp[-0.040t] \\ &\quad \exp[-0.040t] \exp[-0.020t] \exp[-0.020t] \\ &\quad \exp[-0.018t] \exp[-0.033t] \\ &= \exp[-0.191t], \end{aligned} \quad (4)$$

$$\begin{aligned} [\mathbf{R}(t, 2)]^{(1)} &= \exp[-0.033t] \exp[-0.050t] \\ &\quad \exp[-0.050t] \exp[-0.033t] \exp[-0.030t] \\ &\quad \exp[-0.028t] \exp[-0.040t] \\ &= \exp[-0.264t], \end{aligned} \quad (5)$$

$$\begin{aligned} [\mathbf{R}(t, 3)]^{(1)} &= \exp[-0.050t] \exp[-0.066t] \\ &\quad \exp[-0.066t] \exp[-0.050t] \\ &\quad \exp[-0.040t] \exp[-0.040t] \exp[-0.050t] \\ &= \exp[-0.362t]. \end{aligned} \quad (6)$$

The expected values of the container gantry crane conditional lifetimes in the reliability state subsets  $\{1, 2, 3\}$ ,  $\{2, 3\}$ ,  $\{3\}$  at the operation state  $z_1$ , calculated from the results given by (4)-(6), according to (3.8) [6], respectively are:

$$\mu_1(1) \cong 5.24, \quad \mu_1(2) \cong 3.79,$$

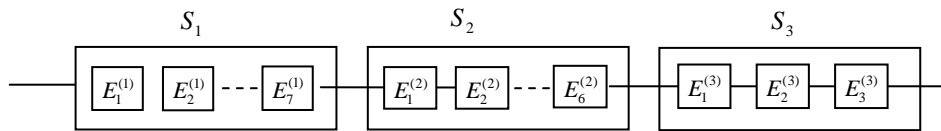


Figure 3. The scheme of the container gantry crane at operation states  $z_2$  and  $z_3$

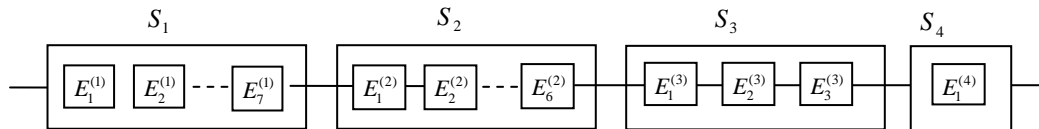


Figure 4. The scheme of the container gantry crane at operation states  $z_4$  and  $z_5$

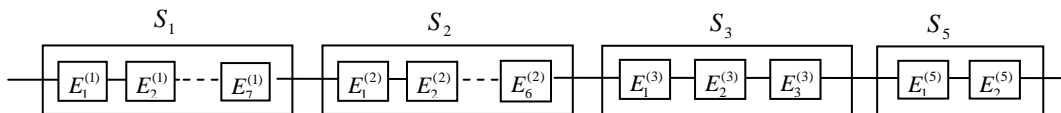


Figure 5. The scheme of the container gantry crane at operation state  $z_6$

$$\mu_1(3) \cong 2.76 \text{ years.} \quad (7) \quad t \geq 0,$$

At the system operation states  $z_2$  and  $z_3$ , the container gantry crane is composed of the subsystems  $S_1$ ,  $S_2$  and  $S_3$  forming a series structure shown in Figure 3. The subsystem  $S_1$  is a series system composed of  $n=7$  components  $E_i^{(1)}$ ,  $i=1,2,\dots,7$ , the subsystem  $S_2$  is a series system composed of  $n=6$  components  $E_i^{(2)}$ ,  $i=1,2,\dots,6$ , and the subsystem  $S_3$  is a series system composed of  $n=3$  components  $E_i^{(3)}$ ,  $i=1,2,3$ .

Thus, at the system operation state  $z_2$ , the container gantry crane is composed of the subsystems  $S_1$ ,  $S_2$  and  $S_3$  forming a series structure.

At this operation state, the subsystem  $S_1$  is a four-state series system with its structure shape parameter  $n=7$  and according to (1.22)-(1.23) [6], its four-state reliability function is given by the vector

$$[\mathbf{R}^{(1)}(t, \cdot)]^{(2)} = [1, [\mathbf{R}^{(1)}(t,1)]^{(2)}, [\mathbf{R}^{(1)}(t,2)]^{(2)}, [\mathbf{R}^{(1)}(t,3)]^{(2)}],$$

with the coordinates

$$[\mathbf{R}^{(1)}(t,1)]^{(2)} = \exp[-0.020t] \exp[-0.040t] \exp[-0.040t] \exp[-0.020t] \exp[-0.022t] \exp[-0.018t] \exp[-0.033t] = \exp[-0.193t], \quad (8)$$

$$[\mathbf{R}^{(1)}(t,2)]^{(2)} = \exp[-0.033t] \exp[-0.050t] \exp[-0.050t] \exp[-0.033t] \exp[-0.027t] \exp[-0.028t] \exp[-0.040t] = \exp[-0.261t], \quad (9)$$

$$[\mathbf{R}^{(1)}(t,3)]^{(2)} = \exp[-0.050t] \exp[-0.066t] \exp[-0.066t] \exp[-0.050t] \exp[-0.048t] \exp[-0.040t] \exp[-0.050t] = \exp[-0.370t]. \quad (10)$$

The subsystem  $S_2$  at the operation state  $z_2$ , is a four-state series system with its structure shape parameter  $n = 6$  and according to (1.22)-(1.23) [6], its four-state reliability function is given by the vector

$$[\mathbf{R}^{(2)}(t, \cdot)]^{(2)} = [1, [\mathbf{R}^{(2)}(t, 1)]^{(2)}, [\mathbf{R}^{(2)}(t, 2)]^{(2)}, [\mathbf{R}^{(2)}(t, 3)]^{(2)}], \quad t \geq 0,$$

with the coordinates

$$[\mathbf{R}^{(2)}(t, 1)]^{(2)} = \exp[-0.053t] \exp[-0.048t] \exp[-0.048t] \exp[-0.048t] \exp[-0.020t] \exp[-0.018t] = \exp[-0.235t], \quad (11)$$

$$[\mathbf{R}^{(2)}(t, 2)]^{(2)} = \exp[-0.059t] \exp[-0.053t] \exp[-0.053t] \exp[-0.053t] \exp[-0.025t] \exp[-0.029t] = \exp[-0.272t], \quad (12)$$

$$[\mathbf{R}^{(2)}(t, 3)]^{(2)} = \exp[-0.066t] \exp[-0.059t] \exp[-0.059t] \exp[-0.059t] \exp[-0.033t] \exp[-0.040t] = \exp[-0.316t]. \quad (13)$$

The subsystem  $S_3$  at the operation state  $z_2$ , is a four-state series system with its structure shape parameter  $n = 3$  and according to (1.22)-(1.23) [6], its four-state reliability function is given by the vector

$$[\mathbf{R}^{(3)}(t, \cdot)]^{(2)} = [1, [\mathbf{R}^{(3)}(t, 1)]^{(2)}, [\mathbf{R}^{(3)}(t, 2)]^{(2)}, [\mathbf{R}^{(3)}(t, 3)]^{(2)}], \quad t \geq 0,$$

with the coordinates

$$[\mathbf{R}^{(3)}(t, 1)]^{(2)} = \exp[-0.025t] \exp[-0.033t] \exp[-0.033t] = \exp[-0.091t], \quad (14)$$

$$[\mathbf{R}^{(3)}(t, 2)]^{(2)} = \exp[-0.040t] \exp[-0.040t] \exp[-0.040t] = \exp[-0.120t], \quad (15)$$

$$[\mathbf{R}^{(3)}(t, 3)]^{(2)} = \exp[-0.066t] \exp[-0.066t] \exp[-0.066t] = \exp[-0.198t]. \quad (16)$$

Considering that the container gantry crane at the operation state  $z_2$  is a four-state series system composed of subsystems  $S_1$ ,  $S_2$  and  $S_3$ , after applying (1.22)–(1.23) [6], its conditional four-state reliability function is given by the vector

$$[\mathbf{R}(t, \cdot)]^{(2)} = [1, [\mathbf{R}(t, 1)]^{(2)}, [\mathbf{R}(t, 2)]^{(2)}, [\mathbf{R}(t, 3)]^{(2)}], \quad t \geq 0,$$

with the coordinates

$$[\mathbf{R}(t, 1)]^{(2)} = \exp[-0.193t] \exp[-0.235t] \exp[-0.091t] = \exp[-0.519t], \quad (17)$$

$$[\mathbf{R}(t, 2)]^{(2)} = \exp[-0.261t] \exp[-0.272t] \exp[-0.120t] = \exp[-0.653t], \quad (18)$$

$$[\mathbf{R}(t, 3)]^{(2)} = \exp[-0.370t] \exp[-0.316t] \exp[-0.198t] = \exp[-0.884t]. \quad (19)$$

The expected values of the container gantry crane conditional lifetimes in the reliability state subsets  $\{1,2,3\}$ ,  $\{2,3\}$ ,  $\{3\}$  at the operation state  $z_2$ , calculated from the results given by (17)–(19), according to (3.8) [6], respectively are:

$$\mu_2(1) \cong 1.93, \quad \mu_2(2) \cong 1.53, \quad \mu_2(3) \cong 1.13 \text{ year}. \quad (20)$$

After proceeding in the analogous way in the system reliability analysis and evaluation at the remaining operation states  $z_3$ ,  $z_4$ ,  $z_5$  and  $z_6$ , we may determine the system conditional reliability function that are presented below.

At the operation state  $z_3$ , the container gantry crane conditional reliability function of the system is given by the vector

$$[\mathbf{R}(t, \cdot)]^{(3)} = [1, [\mathbf{R}(t, 1)]^{(3)}, [\mathbf{R}(t, 2)]^{(3)}, [\mathbf{R}(t, 3)]^{(3)}], \quad t \geq 0,$$

with the coordinates

$$[\mathbf{R}(t, 1)]^{(3)} = \exp[-0.196t] \exp[-0.235t] \exp[-0.091t] = \exp[-0.698t], \quad (26)$$

$$\exp[-0.091t] = \exp[-0.522t], \quad (21)$$

$$[\mathbf{R}(t, 2)]^{(3)} = \exp[-0.264t] \exp[-0.272t] \exp[-0.120t] = \exp[-0.656t], \quad (22)$$

$$[\mathbf{R}(t, 3)]^{(4)} = \exp[-0.428t] \exp[-0.328t] \exp[-0.133t] \exp[-0.066t] = \exp[-0.955t]. \quad (27)$$

$$[\mathbf{R}(t, 3)]^{(3)} = \exp[-0.375t] \exp[-0.316t] \exp[-0.198t] = \exp[-0.889t]. \quad (23)$$

The expected values of the container gantry crane conditional lifetimes in the reliability state subsets  $\{1,2,3\}$ ,  $\{2,3\}$ ,  $\{3\}$  at the operation state  $z_3$ , calculated from the results given by (21)-(23), according to (3.8) [6], respectively are:

$$\mu_3(1) \cong 1.91, \mu_3(2) \cong 1.52, \mu_3(3) \cong 1.12 \text{ year}. \quad (24)$$

At the system operation states  $z_4$  and  $z_5$ , the container gantry crane is composed of the subsystems  $S_1$ ,  $S_2$ ,  $S_3$  and  $S_4$  forming a series structure shown in *Figure 4*. The subsystem  $S_1$  is a series system composed of  $n=7$  components  $E_i^{(1)}$ ,  $i=1,2,\dots,7$ , the subsystem  $S_2$  is a series system composed of  $n=6$  components  $E_i^{(2)}$ ,  $i=1,2,\dots,6$ , the subsystem  $S_3$  is a series system composed of  $n=3$  components  $E_i^{(3)}$ ,  $i=1,2,3$ , and the subsystem  $S_4$  consists of a component  $E_1^{(4)}$ .

Thus, at the operation state  $z_4$ , the container gantry crane conditional reliability function of the system is given by the vector

$$[\mathbf{R}(t, \cdot)]^{(4)} = [1, [\mathbf{R}(t, 1)]^{(4)}, [\mathbf{R}(t, 2)]^{(4)}, [\mathbf{R}(t, 3)]^{(4)}], \quad t \geq 0,$$

with the coordinates

$$[\mathbf{R}(t, 1)]^{(4)} = \exp[-0.216t] \exp[-0.241t] \exp[-0.061t] \exp[-0.029t] = \exp[-0.547t], \quad (25)$$

$$[\mathbf{R}(t, 2)]^{(4)} = \exp[-0.289t] \exp[-0.278t]$$

The expected values and of the container gantry crane conditional lifetimes in the reliability state subsets  $\{1,2,3\}$ ,  $\{2,3\}$ ,  $\{3\}$  at the operation state  $z_4$ , calculated from the results given by (25)-(27), according to (3.8) [6], respectively are:

$$\mu_4(1) \cong 1.83, \mu_4(2) \cong 1.43, \mu_4(3) \cong 1.05 \text{ year}. \quad (28)$$

At the operation state  $z_5$ , the container gantry crane conditional reliability function of the system is given by the vector

$$[\mathbf{R}(t, \cdot)]^{(5)} = [1, [\mathbf{R}(t, 1)]^{(5)}, [\mathbf{R}(t, 2)]^{(5)}, [\mathbf{R}(t, 3)]^{(5)}], \quad t \geq 0,$$

with the coordinates

$$[\mathbf{R}(t, 1)]^{(5)} = \exp[-0.216t] \exp[-0.241t] \exp[-0.061t] \exp[-0.025t] = \exp[-0.543t], \quad (29)$$

$$[\mathbf{R}(t, 2)]^{(5)} = \exp[-0.289t] \exp[-0.278t] \exp[-0.091t] \exp[-0.029t] = \exp[-0.687t], \quad (30)$$

$$[\mathbf{R}(t, 3)]^{(5)} = \exp[-0.428t] \exp[-0.328t] \exp[-0.133t] \exp[-0.050t] = \exp[-0.939t]. \quad (31)$$

The expected values of the container gantry crane conditional lifetimes in the reliability state subsets  $\{1,2,3\}$ ,  $\{2,3\}$ ,  $\{3\}$  at the operation state  $z_5$ , calculated from the results given by (29)-(31), according to (3.8) [6], respectively are:

$$\mu_5(1) \cong 1.84, \mu_5(2) \cong 1.46,$$



$$\mu_5(3) \cong 1.06 \text{ year.} \quad (32)$$

At the system operation state  $z_6$ , the container gantry crane is composed of the subsystems  $S_1$ ,  $S_2$ ,  $S_3$  and  $S_5$  forming a series structure shown in Figure 5. The subsystem  $S_1$  is a series system composed of  $n=7$  components  $E_i^{(1)}$ ,  $i=1,2,\dots,7$ , the subsystem  $S_2$  is a series system composed of  $n=6$  components  $E_i^{(2)}$ ,  $i=1,2,\dots,6$ , the subsystem  $S_3$  is a series system composed of  $n=3$  components  $E_i^{(3)}$ ,  $i=1,2,3$  and the subsystem  $S_5$  is a series system composed of  $n=2$  components  $E_i^{(5)}$ ,  $i=1,2$ .

Thus, at the operation state  $z_6$ , the container gantry crane conditional reliability function of the system is given by the vector

$$[\mathbf{R}(t, \cdot)]^{(6)} = [1, [\mathbf{R}(t,1)]^{(6)}, [\mathbf{R}(t,2)]^{(6)}, [\mathbf{R}(t,3)]^{(6)}], t \geq 0,$$

with the coordinates

$$\begin{aligned} [\mathbf{R}(t,1)]^{(6)} &= \exp[-0.201t] \exp[-0.250t] \\ &\quad \exp[-0.087t] \exp[-0.080t] \\ &= \exp[-0.618t], \end{aligned} \quad (33)$$

$$\begin{aligned} [\mathbf{R}(t,2)]^{(6)} &= \exp[-0.273t] \exp[-0.29t] \\ &\quad \exp[-0.12t] \exp[-0.1t] \\ &= \exp[-0.783t], \end{aligned} \quad (34)$$

$$\begin{aligned} [\mathbf{R}(t,3)]^{(6)} &= \exp[-0.396t] \exp[-0.337t] \\ &\quad \exp[-0.16t] \exp[-0.132t] \\ &= \exp[-1.025t]. \end{aligned} \quad (35)$$

The expected values of the container gantry crane conditional lifetimes in the reliability state subsets  $\{1,2,3\}$ ,  $\{2,3\}$ ,  $\{3\}$  at the operation state  $z_6$ , calculated from the results (33)-(35), according to (3.8)[6], respectively are:

$$\begin{aligned} \mu_6(1) &\cong 1.62, \mu_6(2) \cong 1.28, \\ \mu_6(3) &\cong 0.98 \text{ year.} \end{aligned} \quad (36)$$

In the case when the operation time is large enough the unconditional four-state reliability

function of the container gantry crane is given by the vector

$$\mathbf{R}(t, \cdot) = [1, \mathbf{R}(t,1), \mathbf{R}(t,2), \mathbf{R}(t,3)], t \geq 0, \quad (37)$$

where according to (3.5)-(3.6) [6] and considering (3), the vector coordinates are given respectively by

$$\begin{aligned} \mathbf{R}(t,1) &= 0.6874 \cdot [\mathbf{R}(t,1)]^{(1)} + 0.0187 \cdot [\mathbf{R}(t,1)]^{(2)} \\ &\quad + 0.0515 \cdot [\mathbf{R}(t,1)]^{(3)} + 0.0005 \cdot [\mathbf{R}(t,1)]^{(4)} \\ &\quad + 0.0717 \cdot [\mathbf{R}(t,1)]^{(5)} + 0.1702 \cdot [\mathbf{R}(t,1)]^{(6)} \end{aligned} \quad (38)$$

for  $t \geq 0$ ,

$$\begin{aligned} \mathbf{R}(t,2) &= 0.6874 \cdot [\mathbf{R}(t,2)]^{(1)} + 0.0187 \cdot [\mathbf{R}(t,2)]^{(2)} \\ &\quad + 0.0515 \cdot [\mathbf{R}(t,2)]^{(3)} + 0.0005 \cdot [\mathbf{R}(t,2)]^{(4)} \\ &\quad + 0.0717 \cdot [\mathbf{R}(t,2)]^{(5)} + 0.1702 \cdot [\mathbf{R}(t,2)]^{(6)} \end{aligned} \quad (39)$$

for  $t \geq 0$ ,

$$\begin{aligned} \mathbf{R}(t,3) &= 0.6874 \cdot [\mathbf{R}(t,3)]^{(1)} + 0.0187 \cdot [\mathbf{R}(t,3)]^{(2)} \\ &\quad + 0.0515 \cdot [\mathbf{R}(t,3)]^{(3)} + 0.0005 \cdot [\mathbf{R}(t,3)]^{(4)} \\ &\quad + 0.0717 \cdot [\mathbf{R}(t,3)]^{(5)} + 0.1702 \cdot [\mathbf{R}(t,3)]^{(6)} \end{aligned} \quad (40)$$

for  $t \geq 0$ ,

and the coordinates  $[\mathbf{R}(t,u)]^{(b)}$ ,  $b=1,2,\dots,6$ ,  $u=1,2,3$ , are given by (4)-(6), (17)-(19), (21)-(23), (25)-(27), (29)-(31), (33)-(35). The graphs of the coordinates of the container gantry crane reliability function are presented in Figure 6.

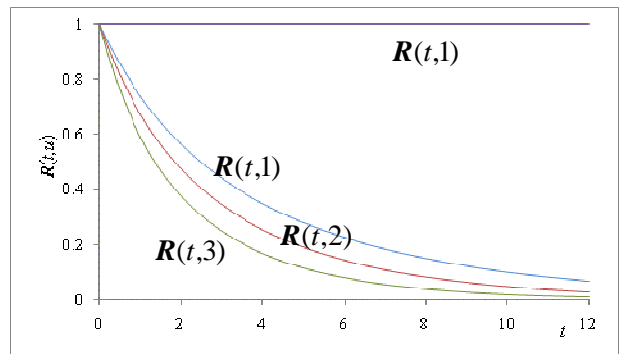


Figure 6. The graph of the container gantry crane reliability function  $\mathbf{R}(t, \cdot)$  coordinates

The expected values and standard deviations of the container gantry crane unconditional lifetimes in

the reliability state subsets  $\{1,2,3\}$ ,  $\{2,3\}$ ,  $\{3\}$  calculated from the results given by (38)-(40), according to (3.7)-(3.9) [6] and considering (3), (7), (20), (24), (28), (32), (36), respectively are:

$$\begin{aligned} \mu(1) &= 0.6874 \cdot 5.24 + 0.0187 \cdot 1.93 \\ &+ 0.0515 \cdot 1.91 + 0.0005 \cdot 1.83 + 0.0717 \cdot 1.84 \\ &+ 0.1702 \cdot 1.62 \cong 4.14 \text{ years,} \end{aligned} \quad (41)$$

$$\sigma(1) \cong 4.71 \text{ years,}$$

$$\begin{aligned} \mu(2) &= 0.6874 \cdot 3.79 + 0.0187 \cdot 1.53 \\ &+ 0.0515 \cdot 1.52 + 0.0005 \cdot 1.43 + 0.0717 \cdot 1.46 \\ &+ 0.1702 \cdot 1.28 \cong 3.04 \text{ years,} \end{aligned} \quad (42)$$

$$\sigma(2) \cong 3.43 \text{ years,}$$

$$\begin{aligned} \mu(3) &= 0.6874 \cdot 2.76 + 0.0187 \cdot 1.13 \\ &+ 0.0515 \cdot 1.12 + 0.0005 \cdot 1.05 + 0.0717 \cdot 1.06 \\ &+ 0.1702 \cdot 0.98 \cong 2.22 \text{ years,} \end{aligned} \quad (43)$$

$$\sigma(3) \cong 2.50 \text{ years,}$$

Further, considering (3.10) from [6] and (41)-(43), the mean values of the unconditional lifetimes in the particular reliability states 1, 2, 3 respectively are:

$$\begin{aligned} \bar{\mu}(1) &= \mu(1) - \mu(2) = 1.10, \\ \bar{\mu}(2) &= \mu(2) - \mu(3) = 0.82, \\ \bar{\mu}(3) &= \mu(3) = 2.22 \text{ years.} \end{aligned} \quad (44)$$

Since the critical reliability state is  $r = 2$ , then the system risk function, according to (3.11) [6], is given by

$$r(t) = 1 - R(t, 2), \quad (45)$$

where  $R(t, 2)$  is given by (39).

Hence, the moment when the system risk function exceeds a permitted level, for instance  $\delta = 0.05$ , from (3.12)[6], is

$$\tau = r^{-1}(\delta) \cong 0.126 \text{ year.} \quad (46)$$

The graph of the risk function  $r(t)$  of the container gantry crane operating at the variable conditions is given in Figure 7.

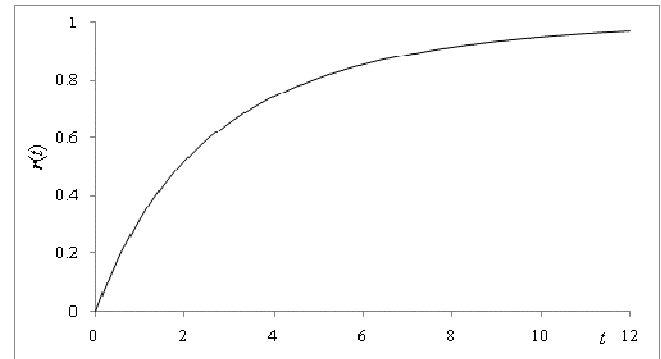


Figure 7. The graph of the container gantry crane risk function  $r(t)$

## 5. Conclusion

In the paper the multi-state approach to the analysis and evaluation of systems' reliability and risk has been practically applied. The container gantry crane has been considered at varying in time operation conditions. The system reliability structure and its components reliability functions were changing at variable operation conditions. The paper proposed an approach to the solution of practically very important problem of linking the systems' reliability and their operation processes. To involve the interactions between the systems' operation processes and their varying in time reliability structures a semi-markov model of the systems' operation processes and the multi-state system reliability functions were applied. This approach gives practically important in everyday usage tool for reliability evaluation of the systems with changing reliability structures and components reliability characteristics during their operation processes what exemplary was illustrated in its application to the gantry crane.

The characteristics of the gantry crane operation process are of high quality because of the very good statistical data necessary for their estimation. Unfortunately, the reliability characteristics of the gantry crane components are evaluated on non sufficiently exact data coming from experts and concerned with the mean values of the components lifetimes only that because of the complete lack of statistical data about their failures are strongly lowered. Also, the system and its components reliability states are defined on a high level of generality and should be described more precisely. All these inaccuracies causes that the evaluation of the gantry crane reliability and risk characteristics

should be consider as an illustration of the proposed approach application.

### Acknowledgements

The paper describes the work in the Poland-Singapore Joint Research Project titled "Safety and Reliability of Complex Industrial Systems and Processes" supported by grants from the Poland's Ministry of Science and Higher Education (MSHE grant No. 63/N-Singapore/2007/0) and the Agency for Science, Technology and Research of Singapore (A\*STAR SERC grant No. 072 1340050).

### References

- [1] Aven, T. (1985). Reliability evaluation of multi-state systems with multi-state components. *IEEE Transactions on reliability* 34, 473-479.
- [2] Grabski, F. (2002). *Semi-Markov Models of Systems Reliability and Operations*. Warsaw: Systems Research Institute, Polish Academy of Sciences.
- [3] Kolowrocki, K. (2004). *Reliability of large Systems Amsterdam*. - Boston - Heidelberg - London - New York - Oxford - Paris - San Diego - San Francisco - Singapore - Sydney - Tokyo: Elsevier.
- [4] Kołowrocki, K. & Soszyńska, J. (2010). Integrated Safety and Reliability Decision Support System – IS&RDSS. Tasks 10.0-10.15 in WP10: Safety and Reliability Decision Support Systems for Various Maritime and Coastal Transport Sectors. Poland-Singapore Joint Research Project. MSHE Decision No. 63/N-Singapore/2007/0. Gdynia Maritime University.
- [5] Kołowrocki, K. & Soszyńska-Budny, J. (2010). The container gantry crane operation, reliability, risk, availability identification, prediction and optimization - Testing IS&RDSS. Task 9.5 in WP9: Applications and Testing of Packages of Tools in Complex Maritime Transportation Systems and Processes Safety and Reliability Optimization. Poland-Singapore Joint Research Project. MSHE Decision No. 63/N-Singapore/2007/0. Gdynia Maritime University.
- [6] Kołowrocki, K. & Soszyńska-Budny, J. (2010). Reliability and safety of complex technical systems and processes. Modeling-Identification-Prediction-Optimization: Springer (to appear).
- [7] Soszyńska, J. (2010). Reliability and risk evaluation of a port oil pipeline transportation system in variable operation conditions. *International Journal of Pressure Vessels and Piping* Vol. 87, No. 2-3, 81-87.

